





TEMPLATE KEY

-  = BLEED AREA
-  = FINISHED SIZE
-  = SAFE AREA
-  = STITCH LINE

BLEED AREA
N/A
(no bleed on this product)
Area of art that is used for finishing product. Background color/image should extend into this area.

FINISHED SIZE
17"W x 23"H
Area of art that is visible after finishing product. Background color/image should extend into the bleed area.

STITCH LINE
N/A
(no stitch on this product)

SAFE AREA
15"W x 21"H
Recommended area to place artwork. Artwork within this area will be safe from variance in cut of finished edge /stitch line.

Using PMS colors in your art is recommended but an exact match cannot be guaranteed.

All products are printed CMYK (4 color) process from your art file.

**FOR REFERENCE ONLY
PLEASE SEND IN ART
SET UP TO FULL SIZE
layout guide on page 2**

- All images must be embedded
- All fonts must be outlined.

ACCEPTABLE FILE FORMATS:



- Adobe Illustrator (.ai, .pdf, .eps)
- All Fonts Outlined
- Images Embedded



- Adobe Photoshop (.psd, .tif, .jpg)
- 200 DPI at 100% Scale

TEMPLATE KEY

-  = BLEED AREA
-  = FINISHED SIZE
-  = SAFE AREA
-  = STITCH LINE

CUSTOMER NOTE:


- Design each print file on its own artboard to the finished area size. (3) print files total

Panel_1:  17" W x 23" H


Panel_2:  17" W x 23" H

Panel_3:  17" W x 23" H


- All images must be embedded.
- All fonts must be in outline format.



PANEL_1



PANEL_2



PANEL_3